



Portfolio Review

Presenter:
Dori Raser

1

<https://www.betterinvesting.org/chapters/rocky-mountain>

1



Reports to Review

- Summary Report
 - Total Projected Return
- Diversification
 - Sector-Company
 - Size
- Defensive and Offensive Reports
 - Quality
 - Valuation

2

<https://www.betterinvesting.org/chapters/rocky-mountain>

2

BETTERINVESTING
Rocky Mountain Chapter

Summary

Projected Total Return: 16.1%
 Projected EPS Growth: 11.1%

Reward/Risk Ratio: 5.3:1
 Current P/E Ratio: 21.7

Total Value: \$22,453.99
 Relative Value: 100.2%

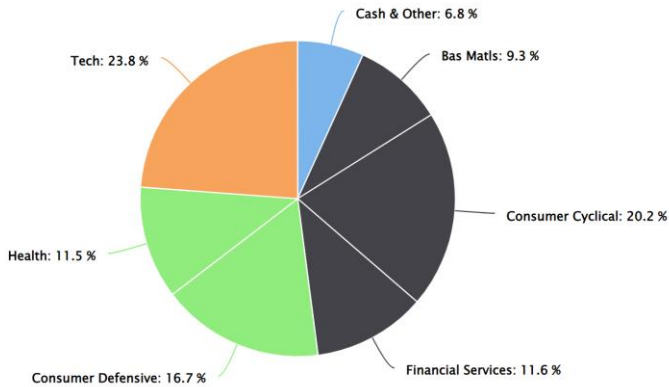
Ticker	Company	% Port	Price Date	Price	Curr PE	Rel Val	Tot Ret	Rwd Rsk	Buy Blw	Sell Abv	Rec
CPRX	Catalyst Pharmaceuticals Inc <small>(Carol Haverly, 1/7/2024)</small>	6.5	1/5/2024	14.57	28.0	177.9%	12.1	2.0	13.20	21.60	Hold
DAR	Darling Ingredients Inc <small>(Ralph Futch, 1/15/2024)</small>	12.1	1/12/2024	46.56	10.5	71.2%	27.2	14.4	68.10	126.20	Buy
EW	Edwards Lifesciences Cp <small>(Joan Loken, 1/11/2024)</small>	5.9	1/10/2024	76.12	32.5	78.1%	13.1	4.2	80.60	120.70	Buy
FOXF	Fox Factory Holding Corp <small>(Jane Nelson, 1/13/2024)</small>	6.9	1/12/2024	64.97	16.2	59.2%	23.3	7.6	83.20	151.40	Buy
GRBK	Green Brick Partners Inc <small>(Jane Nelson, 1/15/2024)</small>	8.9	1/12/2024	50.15	8.7	124.0%	11.8	1.6	41.70	72.40	Hold
IMXI	Intl Money Express Inc <small>(Elizabeth Wills, 1/11/2024)</small>	8.8	1/10/2024	20.80	14.0	83.1%	13.0	3.1	21.00	32.60	Buy
MNST	Monster Bev Corp <small>(Jessilyn Plunkett, 1/9/2024)</small>	5.8	1/8/2024	57.96	39.0	119.3%	12.1	2.0	52.50	85.80	Hold
PLUS	Eplus Inc <small>(Thomas DeVries, 12/30/2023)</small>	16.8	12/29/2023	79.88	15.8	117.4%	9.3	1.0	58.00	102.50	Hold
ROL	Rollins Inc <small>(Lisa Campbell, 11/13/2023)</small>	5.8	11/10/2023	38.40	46.3	90.2%	19.2	9.7	47.10	74.80	Buy
USLM	United States Lime & Minerals Inc <small>(Shirley Pfister, 1/11/2024)</small>	10.0	1/2/2024	227.60	19.0	99.9%	16.7	5.7	257.80	406.90	Buy
WAL	WESTERN ALLIANCE BANCORPORATION <small>(Debie Monax, 1/12/2024)</small>	12.5	1/10/2024	64.53	8.2	81.8%	19.1	6.9	75.90	122.10	Buy

<https://www.betterinvesting.org/chapters/rocky-mountain>

3

BETTERINVESTING
Rocky Mountain Chapter

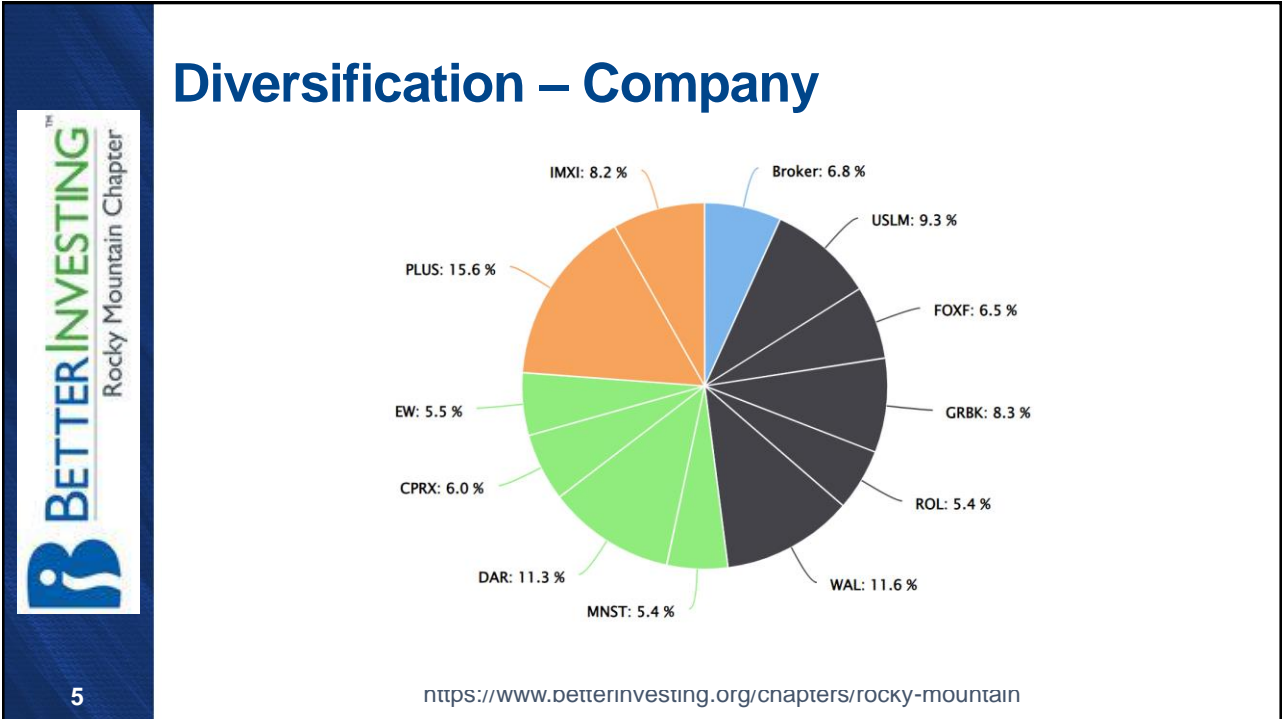
Diversification – Sector



Sector	Percentage
Tech	23.8%
Health	11.5%
Consumer Defensive	16.7%
Financial Services	11.6%
Bas Mats	9.3%
Cash & Other	6.8%
Consumer Cyclical	20.2%

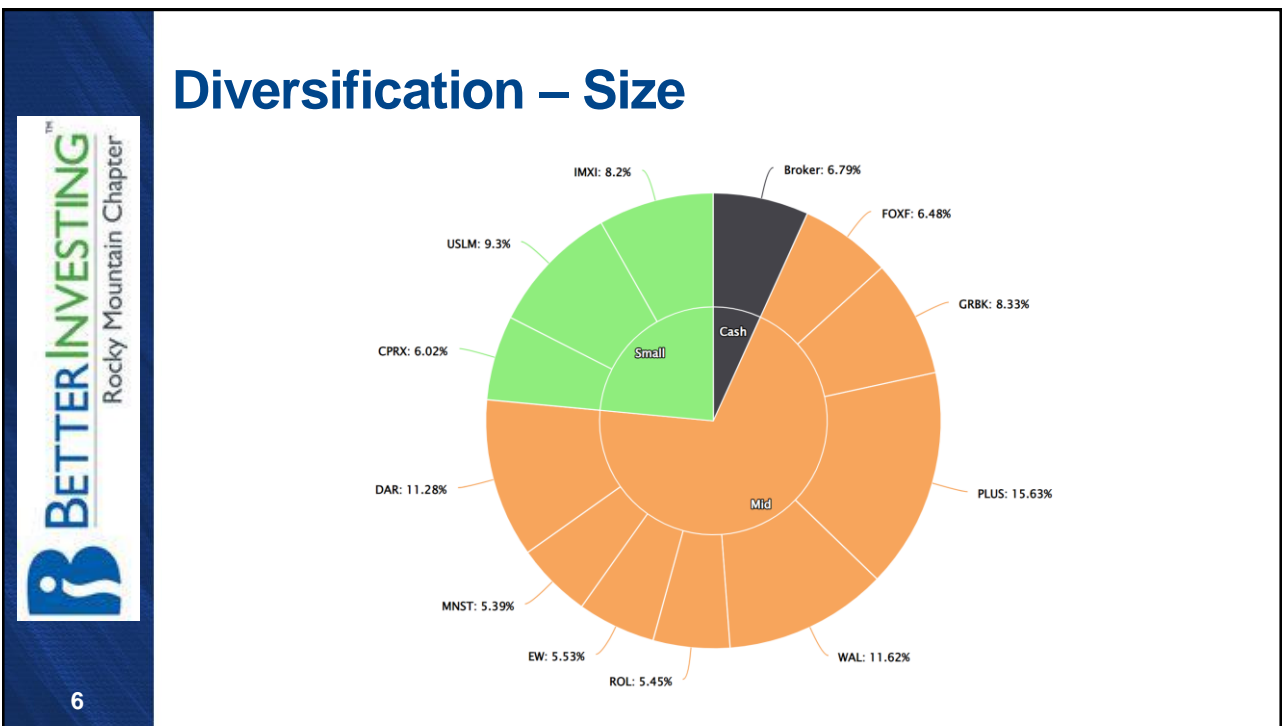
<https://www.betterinvesting.org/chapters/rocky-mountain>

4



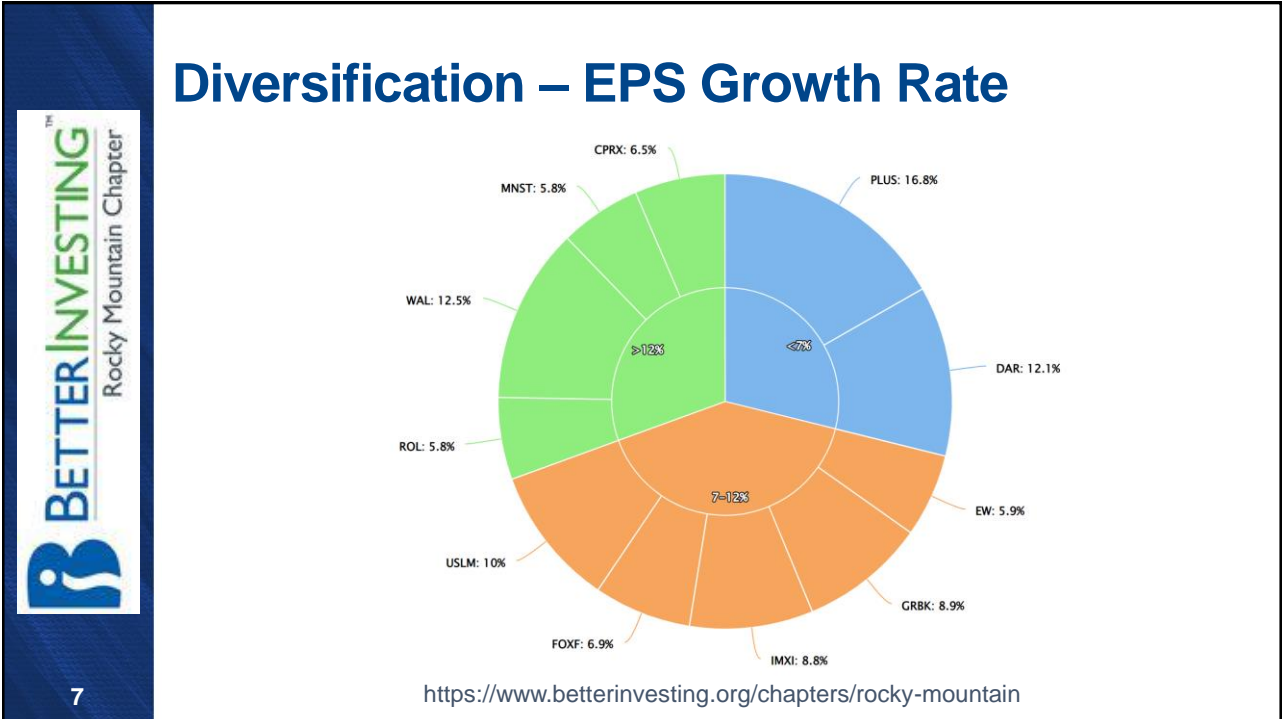
5

5



6

6



7

Defensive - Quality

Company	Qtr End	EPS % Chg	Sales % Chg	Pre-Tax Profit % Chg	Sales % Chg	TTM EPS % Chg
CPRX <i>(Carol Haverty, 1/7/2024)</i>	9/23	-245.0	79.4	-246.2	-37.0	-14.8
DAR <i>(JOHN Rogers, No SSGPlus Link)</i>	9/23	-34.2	-7.0	-50.5	6.9	-1.3
EW <i>(Joan Loken, 1/11/2024)</i>	9/23	14.5	12.3	7.9	29.7	0.9
FOXF <i>(Jane Nelson, 1/13/2024)</i>	9/23	-30.8	-19.1	-39.5	11.7	-10.7
GRBK <i>(Sharon Mahler, No SSGPlus Link)</i>	9/23	-0.6	2.7	0.5	23.4	-5.7
IMXI <i>(Elizabeth Wills, 1/11/2024)</i>	9/23	-4.7	21.9	11.3	12.6	1.4
MNST <i>(Jessilyn Plunkett, No SSGPlus Link)</i>	9/23	43.3	14.3	38.5	31.4	31.4
PLUS <i>(Thomas DeVries, 12/30/2023)</i>	9/23	14.0	19.0	11.8	7.7	33.2
ROL <i>(Lisa Campbell, 11/13/2023)</i>	9/23	18.2	15.2	18.8	20.5	18.6
USLM <i>(Shirley Pfister, 1/11/2024)</i>	9/23	31.0	12.7	32.9	34.7	61.0
WAL <i>(Debie Monax, 1/12/2024)</i>	9/23	-18.6	-2.0	-15.7	47.9	-15.7

<https://www.betterinvesting.org/chapters/rocky-mountain>

8

BETTER INVESTING
 Rocky Mountain Chapter

Offensive – Valuation

Company	PEG	Ticker	Qtr End	Relative Value	Projected Rel Val	Rwd/Rsk Ratio	Total Return
Catalyst Pharmaceuticals Inc <i>(Carol Haverty, 1/7/2024)</i>	←	CPRX	09/23	177.9%	203.6	2.0	12.1
Darling Ingredients Inc <i>(Ralph Futch, 1/15/2024)</i>	←	DAR	09/23	71.2%	54.8	14.4	27.2
Edwards Lifesciences Cp <i>(Joan Loken, 1/11/2024)</i>		EW	09/23	78.1%	91.0	4.2	13.1
Fox Factory Holding Corp <i>(Jane Nelson, 1/13/2024)</i>	←	FOXF	09/23	59.2%	63.2	7.6	23.3
Green Brick Partners Inc <i>(Jane Nelson, 1/15/2024)</i>		GRBK	09/23	124.0%	112.7	1.6	11.8
Intl Money Express Inc <i>(Elizabeth Willis, 1/11/2024)</i>		IMXI	09/23	83.1%	96.9	3.1	13.0
Monster Bev Corp <i>(Jessilyn Plunkett, 1/9/2024)</i>		MNST	09/23	119.3%	109.3	2.0	12.1
Eplus Inc <i>(Thomas DeVries, 12/30/2023)</i>		PLUS	09/23	117.4%	108.2	1.0	9.3
Rollins Inc <i>(Lisa Campbell, 11/13/2023)</i>		ROL	09/23	90.2%	83.6	9.7	19.2
United States Lime & Minerals Inc <i>(Shirley Pfister, 1/11/2024)</i>		USLM	09/23	99.9%	89.0	5.7	16.7
WESTERN ALLIANCE BANCORPORATION <i>(Debie Monax, 1/12/2024)</i>	←	WAL	09/23	81.8%	86.8	6.9	19.1

<https://www.betterinvesting.org/chapters/rocky-mountain>